

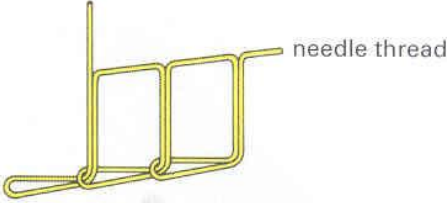
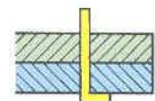


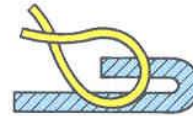

Stehy a švy podle ISO 4916 česky-anglicky

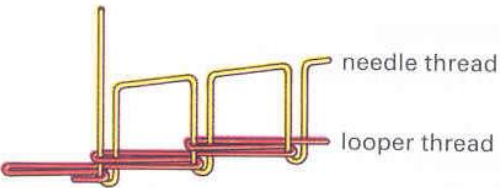
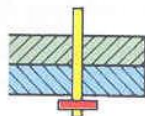

ISO Třída	Stehy	Stitches
100	jednonitné řetízkové stehy	Chain stitches
200	ruční stehy	Hand stitches
300	dvou a vícenitné vázané stehy	Lockstitch stitches
400	dvou a vícenitné řetízkové stehy	Multi-thread chain stitches
500	obnitkovací stehy	Overedge chain stitches
600	krycí stehy	Covering chain stitches

ISO Třída	Švy	Seams
1.00.00	hřbetové	Superimposed seams
2.00.00	přeplátované	Lapped seams
3.00.00	lemovací	Bound seams
4.00.00	dotykové	Flat seams
5.00.00	ozdobné	Ornamental seams
6.00.00	obrubovací	Edge-finished seams
7.00.00	začišťovací	Edge-finished seams
8.00.00	zajišťovací	Edge-finished seams

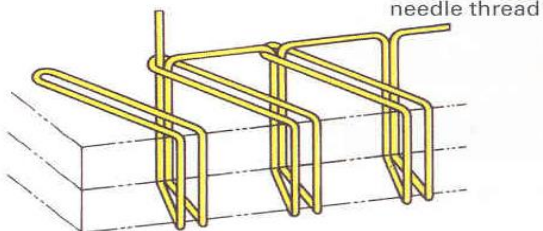
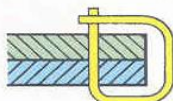

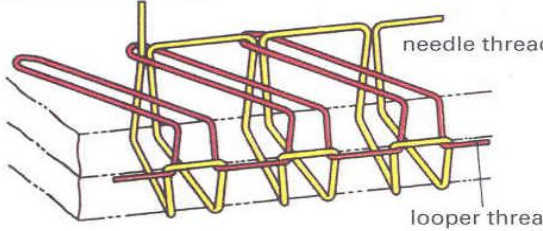


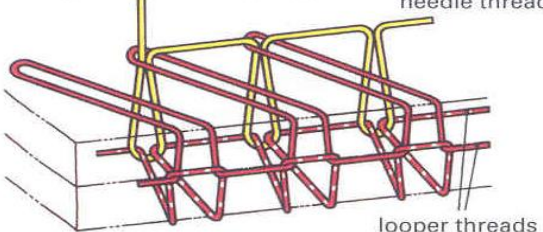
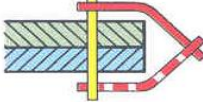

Typical Stitch Types

Class 100: Chain stitches

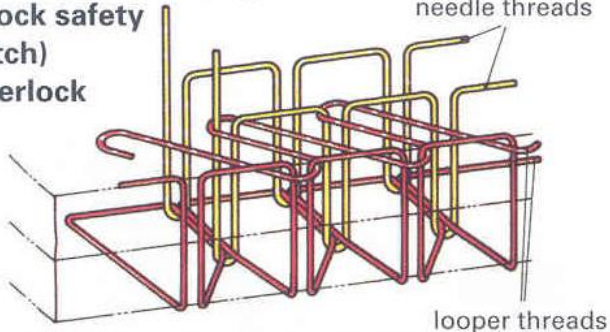
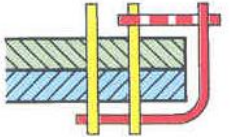

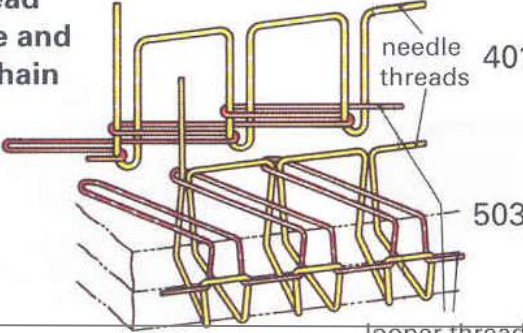
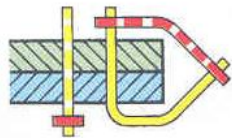

Type	Name, Stitch Diagram	Symbol	Seam Appearance
101	Single thread chain stitch 		
103	Blind single thread chain stitch 		

Type	Name, Stitch Diagram	Symbol	Seam Appearance
401	Two-thread chain stitch 		

Class 500: Overedge stitches

Type	Name, Stitch Diagram	Symbol	Seam Appearance
501	<p>Single thread overedge</p>  <p>needle thread</p>		
503	<p>Two-thread overedge (edge interlooping)</p>  <p>needle thread</p> <p>looper thread</p>		
504	<p>Three-thread overedge (needle point interlooping)</p>  <p>needle thread</p> <p>looper threads</p>		




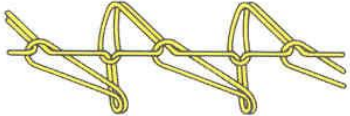





Class 500: Overedge stitches

<p>512</p>	<p>Four-thread overedge (mock safety stitch) Overlock</p>  <p>needle threads</p> <p>looper threads</p>		
<p>401.503</p>	<p>Combination safety stitch Two-thread overedge and double chain stitch</p>  <p>needle threads 401</p> <p>503</p> <p>looper threads</p>		

Important Flat Seam Stitches

Type	Name, Stitch Diagram	Symbol	Seam Appearance
406	<p>Two-needle multi-thread chain stitch</p> <p>needle threads</p> <p>looper thread</p>		
602	<p>Covering chain stitch</p> <p>cover thread</p> <p>needle threads</p> <p>looper thread</p>		

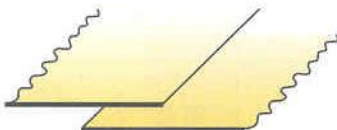



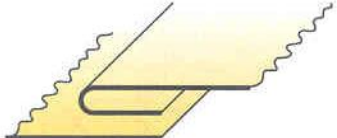






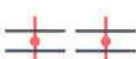




Important Blind Stitch Seams

Type	Name, Stitch Diagram	Symbol	Seam Appearance
103	Blind single chain stitch 		
105	Blind single chain stitch 		
320	Blind multi-thread chain stitch 		

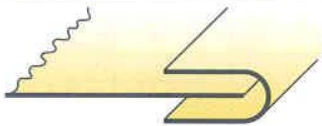
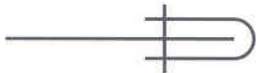
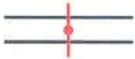


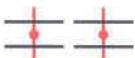
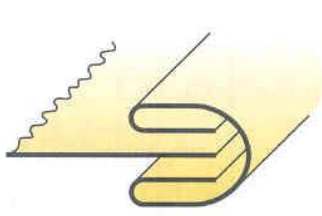
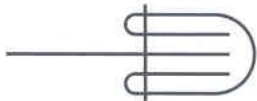
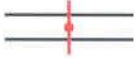
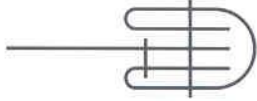
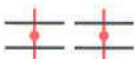
Class 1.00.. Superimposed seams

ISO Type	Seam Diagram (after ISO)	ISO Symbol	Typical Stitch Types (ISO 4915)	Stitch Symbol simplified	Seam Designation
1.01			301 Lockstitch (LS)		plain seam
			401 Multi-thread chain stitch (MCS)		
			504 Overedge chain stitch (OCS)		
			512 Overedge chain stitch (four-thread)		mock safety stitch
			401.503 MCS + OCS		
			401.504 MCS + OCS		
1.06			301.301 LS + LS; two sewing stages with intervening re-folding.		double-turned seam (French seam)
1.12			301 Lockstitch		piping seam (piping sewn in)
1.15			301 Lockstitch		piping seam (piping sewn in)
			301.301 LS + LS; two sewing stages with intervening re-folding.		

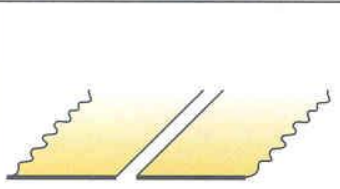

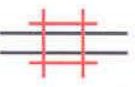
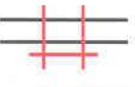
Class 2.00.. Lapped seams

ISO Type	Seam Diagram (after ISO)	ISO Symbol	Typical Stitch Types (ISO 4915)	Stitch Symbol simplified	Seam Designation
2.01			406 Two-needle multi-thread chain stitch (2nMCS)		plain overlap
			602 Covering chain stitch		
2.02			301 Lockstitch		flat fell seam
			401 Multi-thread chain stitch		
			512.(401.401) OCS + 2nMCS; two sewing stages with intervening re-folding		double sewn flat fell seam
				301.301 Lockstitch; two sewing stages with intervening re-folding	
2.04			(401.401) 2nMCS; one sewing, no re-folding		double flat fell seam
				301.301 Lockstitch; two sewing stages with intervening re-folding	


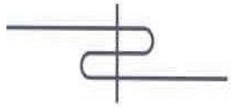


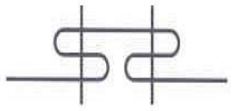
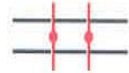
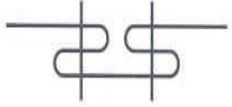
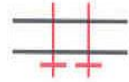
Class 3.00.. Bound seams

Class 3 Seams (examples)		They are made from at least two components, with one of them wrapped around the edge of the other.			
3.01			301 Lockstitch		bound seam (open binder edges)
3.03			301.301 Lockstitch; two sewing stages with intervening re-folding		bound seam (one binder edge turned)
3.05			301 Lockstitch		bound seam (both binder edges turned)
			301.301 Lockstitch; two sewing stages with intervening re-folding		



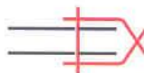




















Class 4.00.. Flat seams

Class 4 Seams (example)		They are made from at least two components, with one edge from each butted up against the other and on the same level.			
4.01			602 Covering chain stitch		flat seam (covered both sides)
			404 Two-needle multi-thread chain stitch		flat seam (covered one side)

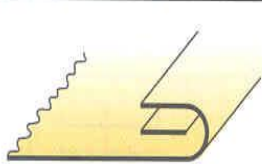



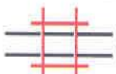
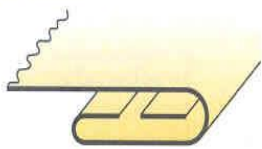

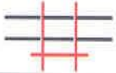


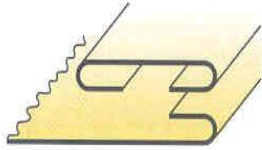


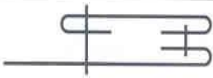
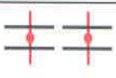
Class 5.00.. Ornamental seams

ISO Type	Seam Diagram (after ISO)	ISO Symbol	Typical Stitch Types (ISO 4915)	Stitch Symbol simplified	Seam Designation
5.02			301 Lockstitch		plain single fold
5.03			(301.301) Lockstitch; two-needle machine or		double flat fold
			(401.401) 2nMCS		inverted double flat fold




Class 6.00.. Edge-finished seams

Class 6 Seams (examples)		They are made from only one component, with one edge included.			
6.01			504 Overedge chain stitch		edge binding
6.02			301 Lockstitch		plain hem
			103 Blind chain stitch		
			406 Two-needle multi-thread chain stitch		
6.03			301 Lockstitch		double-turned hem
6.06			320 Blind lockstitch		blind edge stitching
			503 Blind overedge chain stitch		
6.08			(301.301) Lockstitch; two-needle machine		mock selvedge
			(401.401) 2nMCS		

Class 7.00.. Edge-finished seams

Class 7 Seams (example)		They are made from at least two components: one of them has one edge included, the other has both edges.			
7.15			406 Two-needle multi-thread chain stitch		edge binding with single turn and tape insert
			602 Covering chain stitch		
7.25			406 Two-needle multi-thread chain stitch		edge binding with double turn and tape insert
			602 Covering chain stitch		
7.32			(401.401) 2nMCS; single sewing operation		double edge binding
			301.301 Lockstitch; two sewing stages with intervening re-folding		double edge binding

Class 8.00.. Edge-finished seams

Class 8 Seams (example)		They are made from at least one component, with both edges included.			
8.02			406 Two-needle multi-thread chain stitch		belt loop