

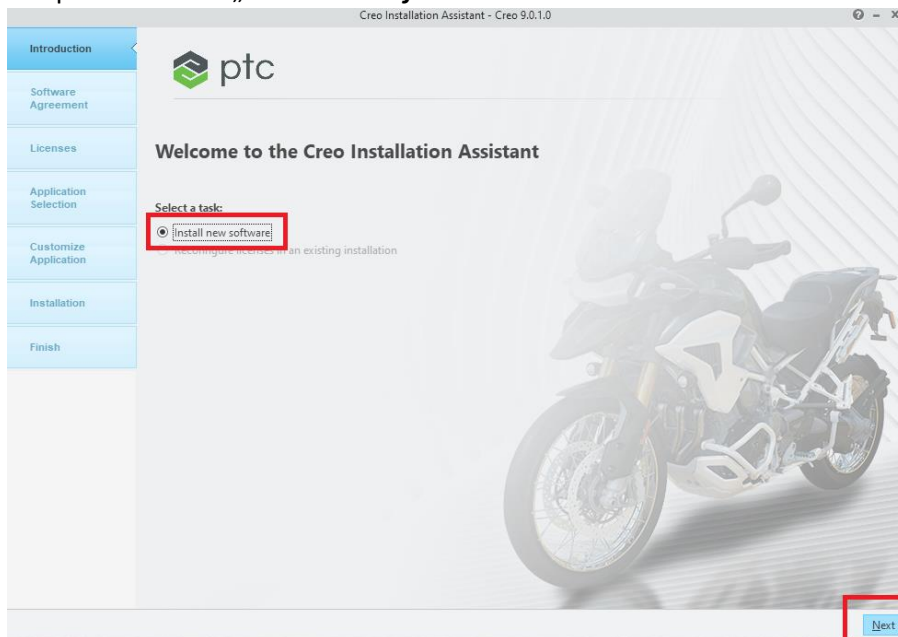
Návod na instalaci Creo 9

Na počítači musíte mít administrátorská práva.

- 1) ve složce s instalačními soubory spustit **setup.exe**

Název	Datum změny	Typ	Velikost
install	22.09.2022 13:43	Složka souborů	
pim	22.09.2022 13:43	Složka souborů	
ptcsh0	22.09.2022 13:44	Složka souborů	
export_affirmation.pdf	31.07.2018 1:56	Microsoft Edge P...	653 kB
install_CreoReleaseLink.exe	06.07.2022 6:19	Aplikace	180 kB
install_license_server.exe	06.07.2022 6:19	Aplikace	180 kB
License_Administration_Guide.pdf	30.03.2021 23:49	Microsoft Edge P...	2 479 kB
ReadThisFirst.pdf	08.06.2022 22:08	Microsoft Edge P...	178 kB
setup.exe	06.07.2022 6:17	Aplikace	180 kB
setup-trial.exe	06.07.2022 6:19	Aplikace	180 kB

- 2) v 1. panelu nechat „**Instal new software**“ a kliknete **Next**



3) v 2. panelu zatrhnout odsouhlasit dole 2x licenční podmínky a opět **Next**

Introduction

Software Agreement

Licenses

Application Selection

Customize Application

Installation

Finish

ptc

Software License Agreement

To continue, you must read and accept the terms of the software license agreement.

PTC CUSTOMER AGREEMENT

THIS PTC CUSTOMER AGREEMENT ("AGREEMENT") IS A LEGAL AGREEMENT BETWEEN THE INDIVIDUAL, OR THE COMPANY OR OTHER ORGANIZATION ON WHOSE BEHALF SUCH INDIVIDUAL ACCEPTS THIS AGREEMENT, THAT EITHER (A) CLICKS THE "I ACCEPT" BUTTON BELOW OR (B) INSTALLS, ACCESSES, OR USES ANY SOFTWARE OR DOCUMENTATION FROM PTC ("CUSTOMER"), AND PTC INC. OR, IF THE PURCHASE WAS MADE IN A COUNTRY SPECIFIED ON THE PTC AFFILIATE LIST DOCUMENT AVAILABLE AT <https://www.ptc.com/en/documents/legal-agreements/ptc-affiliates>, THE PTC AFFILIATE SPECIFIED IN SUCH DOCUMENT (AS APPLICABLE, "PTC").

PLEASE READ THE TERMS AND CONDITIONS OF THIS AGREEMENT CAREFULLY BEFORE ACCEPTING THIS AGREEMENT. BY CLICKING ON THE "I ACCEPT" BUTTON BELOW OR BY INSTALLING, ACCESSING, OR USING ANY SOFTWARE OR DOCUMENTATION FROM PTC, CUSTOMER HEREBY AGREES TO BE BOUND BY THIS AGREEMENT AND REPRESENTS THAT IT IS AUTHORIZED TO DO SO.

IF YOU DO NOT AGREE TO ALL OF THE TERMS OF THIS AGREEMENT OR IF YOU DO NOT HAVE AUTHORITY TO BIND THE COMPANY OR OTHER ORGANIZATION ON WHOSE BEHALF YOU ARE ACCEPTING THIS AGREEMENT, CLICK THE "I DECLINE" BUTTON AND RETURN TO PTC THE SOFTWARE AND DOCUMENTATION PRODUCTS PROVIDED TOGETHER WITH THIS AGREEMENT IN ACCORDANCE WITH THE INSTRUCTIONS PROVIDED WITH THE PRODUCTS.

I accept the software license agreement.

I decline the software license agreement.

By checking this box, I confirm that the software is being installed and used in compliance with the [Export Agreement](#). I agree to the terms of the [Export Agreement](#) and the export terms of the above License Agreement.

Back Next

4) ve 3. panelu nastavit licenční server

– do pole **Source** zkopírovat (napsat): **7788@147.230.104.179**

- pokud je dostupný, po chvíli se v poli **Status** zobrazí **Available** a můžete kliknout na **Next**

Introduction

Software Agreement

Licenses

Application Selection

Customize Application

Installation

Finish

ptc

License Identification

Node Locked License Generation

Don't have a license? [Click here](#)

License Sources

Detected license sources are listed below. Click the "Add License Source" button to add more entries into the list. Click delete button to remove unwanted sources from the list. Enter an existing license server address such as `7788@hostname` or enter a path to an existing node locked license file (or drag & drop the file) into the panel.

Source	Status
7788@147.230.104.179	Available

Add License Source


Host ID: 98-E7-F4-8C-DF-F6

Options

Back Next

- 5) čtvrtý panel nechat, jak je a kliknout **Next**
- 6) pátý panel nechat, jak je a kliknout **Install**
- 7) počkat na nainstalování a pak poslední panel ukončit **Finish**

- ✓ Introduction
- ✓ Software Agreement
- ✓ Licenses
- ✓ Application Selection
- ✓ Customize Application
- Installation**
- Finish



Application Installation


Installing the following applications:

Application	Status	Progress	
Creo 9 Platform Services	Complete	100 %	⊞ ✕
Visual C++ Redistributables	Installing Files	-- %	⊞ ✕
Creo Common Files	Pending	1 %	⊞ ✕
Creo Parametric	Pending Prerequisite	0 %	⊞ ✕
Creo View Express	Pending	-- %	⊞ ✕
Diagnostic Tools	Pending	1 %	⊞ ✕
Creo Thumbnail Viewer	Pending	1 %	⊞ ✕

New in Creo 9

Creo 9 is full of productivity and usability enhancements to help you deliver your best designs in less time. There are new tools for managing, manipulating and understanding CAD models. Creo 9 continues to enhance tools for ergonomics, Model-Based Definition (MBD), simulation, generative design, and additive / subtractive manufacturing.

[Click here to learn more about What's New in Creo 9](#)



Back
Finish